




TIMBERDOODLE

K

TIMBERDOODLE'S
CURRICULUM HANDBOOK

2020-2021 Nonreligious Edition





WE'RE SO GLAD YOU'RE HERE!

Congratulations on choosing to homeschool this year! Whether this is your first year as a teacher or your tenth, we're confident you'll find that there is very little that compares to watching your child's learning take off. In fact, teaching can be quite addictive, so be forewarned!

ON YOUR MARK, GET SET, GO!

Preparing for your first "school day" is very easy. Peruse this guide, look over the typical schedule, browse the introductions in your books, and you will be ready to go.



GET SUPPORT

Are you looking for a place to hang out online with like-minded homeschoolers? Do you wonder how someone else handled a particular science kit? Or do you wish you could encourage someone who is just getting started this year? Join one or more of our Facebook groups.

Timberdoodlers of all ages:

<https://www.facebook.com/groups/Timberdoodle/>

Timberdoodlers with tiny tots — kindergarten students:

www.facebook.com/groups/EarlyTimberdoodle

Timberdoodlers using nonreligious kits:

www.facebook.com/groups/SecularTimberdoodle

SCHEDULE CUSTOMIZER

Your 2020–2021 Kindergarten Curriculum Kit includes access to our Schedule Customizer, where you can not only adjust the school weeks but also tweak the checklist to include exactly what you want on your schedule. To get started, just click the link in your access email and visit the scheduling website!

www.TimberdoodleSchedules.com

If you ordered through a charter school or don't have that link for some other reason, just email schedules@Timberdoodle.com, and we'll get that sorted out ASAP. (Including your order number will really speed up that process for you.)

WE WILL HELP

We would love to assist you if questions come up, so please don't hesitate to contact us with any questions, comments, or concerns. Whether you contact us by phone, email, or live online chat, you will get a real person who is eager to serve you and your family.

YOU WILL LOVE THIS!

This year you and your student will learn more than you hoped while having a blast. Ready? Have an absolutely amazing year!

CONTENTS

INTRODUCTORY MATTERS

- 7** Meet Your Handbook
- 8** Tips & Tricks
- 12** Ask Your Kindergartner
- 14** Meet Your Online Scheduler
- 18** Your Annual Planner
- 19** What Is a Lesson?
- 22** Sample Weekly Checklists

THE READING CHALLENGE

- 24** The Reading Challenge
- 28** Reading Challenge Charts
- 102** 812 Book Suggestions
- 128** Book Awards & Party

YOUR KIT'S COMPONENTS

- 34** Language Arts
- 41** Mathematics
- 44** Thinking Skills
- 52** History & Social Studies
- 57** Science
- 61** Emotional Intelligence
- 64** STEM Learning
- 68** Art
- 73** Learning Tools

ARTICLES

- 77** From Our Family to Yours
- 78** You Get to Teach Reading and Writing

- 80** What Makes Games a Priority?
- 82** Workbooks as Blank Walls
- 84** Why Emphasize Independent Learning?
- 86** 10 Reasons to Stop Schoolwork and Go Build Something!
- 88** What If This Is Too Hard?
- 90** 9 Tips for Homeschooling Gifted Children
- 92** Convergent & Divergent Thinking
- 94** Help! My Book Says "Common Core"!

ITEM-BASED RESOURCES

- 96** 52 Ways to Play with Mad Mattr

WHEN YOU'RE DONE HERE

- 130** Your Top 4 FAQ About Next Year
- 132** Doodle Dollar Reward Points





MEET YOUR HANDBOOK

WELCOME TO YOUR TEACHING TOOLBOX!

Simple Is Better

We really believe that, so your guide is as simple as we could make it.

1. The Planning

First up are all the details on planning your year, including your annual planner and sample weekly checklists, the absolute backbones of Timberdoodle's curriculum kits. More on those in a moment.

2. Reading Challenge

Next up is the reading challenge, complete with book ideas to give you a head start.

3. Item-by-Item Details

We include short bios of each item in your kit, ideal for refreshing your memory on why each is included or to show off exactly what your kindergartner will be covering this year. This is where we've tucked in our tips or tricks to make this year more awesome for all of you.

4. Teacher Resources

In this section you'll find our favorite articles and tidbits amassed in our more-than-30 years of homeschool experience.

5. Items with Special Instructions

Here you'll find 52 ideas for using Mad Mattr this year.

6. Book Suggestions

Finally, we conclude with specific book ideas for your reading challenge.

All the Details Included

This Timberdoodle curriculum kit is available in three different standard levels: Complete or Elite. This allows you to choose the assortment best suited to your child's interest level, your family's schedule, and your budget. In this guide, you'll find an overview and any tips for each of the items included in the Elite Curriculum Kit. If you purchased a Complete kit, or if you customized your kit, you chose not to receive every item, so you'll only need to familiarize yourself with the ones which were included in your kit.

Don't Panic—You Didn't Order Too Much Stuff!

We know you. OK, maybe not you personally, but we have yet to meet a homeschooler who doesn't have other irons in the fire. From homesteading or running a business to swimming lessons or doctor appointments, your weeks are not dull. As you unpack your box, you may be asking yourself how you'll ever fit it all in.

We'll go in-depth on schedules momentarily, but for now, know that most of the items in your kit feature short lessons, not all of them should be done every day, and your checklist is going to make this incredibly manageable. Really!

MEET YOUR ONLINE SCHEDULER

GETTING THE MOST OUT OF YOUR PLANNERS

Use the Customizer

On the next pages, you'll find sample weekly checklists for Complete and Elite kits. Before you photocopy 36 of them, though, take a moment to check out the custom online schedule builder that came free with your kit. You can not only easily adjust the weeks, but you can also tweak the checklist to include exactly what you want listed. Plus, you'll be able to print your weekly checklists directly from the schedule builder so you don't have to do that by photocopying!

www.TimberdoodleSchedules.com

Activate Your Account

Before you can get started, you'll need to activate your

account for the online schedule builder. If you didn't get an activation email (perhaps you ordered through a charter school so we don't have your email address), shoot us a quick email at schedules@Timberdoodle.com, and we'll get that straightened out ASAP. Including your order number really speeds up that process, but our team is skilled at finding your activation info with whatever order data you have.

What's Your Dream Schedule?

Now that you're ready you'll want to know two things:

1. How Many Weeks Do You Want to Do School?

A standard school year is 36 weeks plus breaks. Some families prefer to expedite and complete the entire year in

fewer weeks—a great option for those of you who'd like to get all this year's school done before a baby arrives, for instance. Or perhaps your family, like ours, prefers to school year-round and keep that brain sharp.

2. What Breaks Do You Want?

Thanksgiving, Christmas, winter break, spring break... you could also add in weeks off that you're traveling, have guests, baby is coming, or...



Typically you'll be adding full-week breaks only, so unless you're traveling to Disneyland® for little Johnny's birthday, you don't need to add that to the calendar. For single-day breaks, you'll likely prefer to just shuffle the work to earlier/later in the same week and keep on task otherwise. If you're using a daily schedule, you may find it worth your time to enter days off, as well.

Choose Your Items

Now just pop that data into the online schedule and scroll down to see the items you might have in your kit. Unchecking the boxes for any items you don't have removes them from your list. You'll also see "Alternative Items" listed under each subject. This usually includes all of our most popular customizations for this grade so that you can simply check a box and switch the scheduler to first-grade math, for instance.

Add Custom Courses

Your course list is limited only by your imagination. Perhaps your friend wrote you a custom curriculum you'd like to include, your family makes up a band and you'd like to have practice on this list, or you need to list ballet since that's P.E. this year. At the very bottom of the page you'll find a place



to add as many courses as you'd like. Just walk through the prompts on-screen to get it all set up.

Tweak It to Perfection

Do you have everything set? On the next screen you'll have some fun options.

Continued on the next page.

	CURRICULUM	LESSONS OR PAGES	= PER WEEK
Language Arts	All About Reading	53 lessons	20 minutes/day
	Channie's Easy Peasy Alphabet	80 pages	2-3 pages
	Spelling You See Level A	36 weeks	10 minutes a day
	What Your Kindergartner...	208 readings/ideas	5-6 selections
	My Epic Life Word Book	118 spreads	3-4 spreads
Math	Math-U-See Primer	30 weeks' work	a 7-worksheet lesson
Thinking Skills	<p>SEE YOUR HANDBOOK FOR THE COMPLETE CHART</p>		
History & Social Studies			
Science			
STEM			
Social-Emotional			
Art			
Etc.			

Language Arts	All About Reading	20 minutes/day						
	Channie's Easy Peasy Alphabet	2-3 pages						
	Spelling You See Level A	10 minutes a day						
	What Your Kindergartner...	5-6 selections						
	My Epic Life Word Book	3-4 spreads						
Math	Math-U-See Primer	a 7-worksheet lesson						

Thinking Skills

History & Social Studies

Science

STEM

Social-Emotional

Art

Etc.

SEE YOUR HANDBOOK FOR THE COMPLETE CHART



THE READING CHALLENGE

BASED ON THE READING CHALLENGE FOR KIDS FROM REDEEMEDREADER.COM

The Reading Challenge for Kids will get you and your child reading a broader variety of books this year and perhaps discovering new favorites. This reading challenge is heavily adapted by us and used with permission from the fine folks at RedeemedReader.com. Check out their website for more information about this reading challenge and for great book reviews and book suggestions for your kids.

Reading Solo and Together

At this grade level you can anticipate doing the bulk of the reading this year. However, if your child is a precocious eager beaver and ready to take off independently, you'll definitely want to encourage that. At the same time, we highly recommend keeping a read-aloud time, too, as long as it's possible. Many sources recommend that parents continue reading to their children well past the time their children become accomplished readers, and we agree!

THE LIGHT READER

The Challenge	The Book You Chose	Date Completed
1. A book about love		
2. A book about the world		
3. A biography		
4. A classic picture book		
5. A book your grandparent (or other relative) says was his/her favorite at your age		
6. A book featuring a bird or birds		
7. A book about something that makes you happy		
8. A book based on a true story		
9. A book that someone at least twice your age recommends		
10. A book more than 100 years old		
11. A book about families		
12. A book about relationships or friendship		
13. A book featuring someone of a different ethnicity than you		



HANDS-ON MATH

Basic math is a critical skill for your child to master, whether he grows up to be a carpenter, doctor, accountant, or farmer. But all too often math programs rely on memorization instead of comprehension, leaving the student at a disadvantage.

That's not going to happen to your child! The real-world math problems posed in Math-U-See, combined with the hands-on manipulatives, create an unbeatable kindergarten math program.

The Math-U-See manipulatives are a versatile workhorse. Not only are they integral to the curriculum, but they also facilitate a depth of mathematical awareness in free play and fun, experimental activities.

Begin by having your child sequence the Math-U-See manipulative blocks from the shortest to the longest. Because of their precise etched segments, the manipulatives can also be used to guess and measure common items around the house. Or build a corral for those toy horses and chat about perimeter.

By using the Math-U-See manipulative blocks, your child will more easily grasp that a one-unit block plus a nine-unit block equals a ten-unit block. And that's before you even crack open the textbooks!

MATH-U-SEE

COMPLETE ~ ELITE

With simple, uncluttered pages, Math-U-See is mastery oriented, clear, to the point, and effective. In Math-U-See, new ideas are introduced step by step in a logical order, while concepts that have been mastered are reviewed periodically.

Math-U-See's teacher guide and supplemental DVD will teach more than just how to solve a math problem. They will also show why the problem is solved in this manner and when to apply the concept. On the DVDs, each lesson is demonstrated with kind-hearted enthusiasm. DVDs can be played on a DVD player or computer; however, Windows 10 users will need to download a separate video player.

Math-U-See does require a fair amount of parental involvement. At first glance, it can seem overwhelming, but the maker of this math program has bent over backwards to make the lesson planning as painless as possible. Still, at this grade, feel free to merely skim the teacher's guide, as it is pretty straightforward.

Some parents prefer to watch the lessons themselves and then teach their students personally, while most prefer to watch alongside their students, pausing the video, rewinding, and clarifying as needed.

After watching the video lesson or your recreated lesson, your student will complete as many worksheets as you

deem appropriate. You will want to decide as you start the year whether your student will be completing the optional "Application and Enrichment" section on each lesson (sometimes considered the honors portion). If these challenges overwhelm your student, you should skip them or offer generous assistance. Otherwise, embrace them for the opportunity they provide to help him learn more skills and train his brain to think logically.

It's worth mentioning that there are other reasons your child may not need to complete every one of these pages. At the risk of oversimplifying, the practice worksheets (A, B, C) are to be used with the manipulatives until your child reaches an "aha!" moment and grasps the lesson. He may then move to the review pages (D, E, F) and should at least complete worksheet D in its entirety. If he's breezing through the pages, you have a couple of great options. You could have him complete every other problem, or skip E or F or both. (You do want to be sure he's not rusty on any of those problems before skipping, though—many students will do best completing at least one of each type of problem on the D, E, and F worksheets.)

Worksheet G is the application/enrichment/extra-credit page. It's OK to skip, but valuable to complete.

Scheduling

You have 30 lessons to complete, so we suggest planning on one lesson a week, including the DVD as well as the textbook/workbook portions and any relevant tests.

However, as Mr. Demme points out, some lessons will take you longer than others to achieve mastery. If you find yourself stuck on a lesson, feel free to allow it to take you an extra week. Just don't do that more than six times this year!



52 WAYS TO PLAY WITH MAD MATTR!

1. Spoons & Forks


Use an assortment of silverware when playing with Mad Mattr this week. Can you make smooth paths with a spoon and curious holes with the forks? Which would you use to draw grass next to your road?

2. Cookie Cutters

Roll your "cookie dough" out and use cookie cutters to make all sorts of "yummy cookies." Don't forget to sprinkle a little loose Mad Mattr on top of the finished product!

3. Construction

Grab your smallest construction toys and use your bulldozers to push the "dirt" into piles or the backhoe to scoop it into dump trucks. Don't have any toys the right size? Spend your time making stacks of logs, piles of rocks, and other construction-themed resources. Our resident toddler loves playing with his trucks and has spent hours these past months digging, loading, and unloading.



4. Cubes & Bricks

Using the table, can you make cubes with Mad Mattr? This takes a little practice, but it is very rewarding once mastered! Using your new cube skills, make bricks and build them into a wall. Too hard? Make a long "brick" and let your child use a knife to chop it into reasonable proportions.

5. Pizza!

Squish about half of your Mad Mattr into a circle on the table. Roll much of what's left into a tube and slice it into "pepperoni" slices. Place them on the pizza, then sprinkle the rest of the Mad Mattr on top as cheese. Slice and serve!

6. Archaeologist

Bury a toy animal or vehicle in Mad Mattr, then have your child use a spoon to "excavate" the archaeological find and reveal his treasure.

7. Let It Snow!

This is a snow week. Can you make a snowman? A sled run? Reserve a little Mad Mattr to sprinkle over the finished scene—it's still snowing!

8. Eggs

With Mad Mattr's unique texture, this is one activity that really works well only for it. Squish all of your Mad Mattr into egg shapes, making sure to press them firmly together. You want them to be very hard and compacted. Grab a sturdy bowl and "crack" the eggs on the side of it. Then gently



812 BOOK SUGGESTIONS

So you love the idea of the reading challenge, but you'd like a boost to get you started? You've come to the right place!

Customize This!

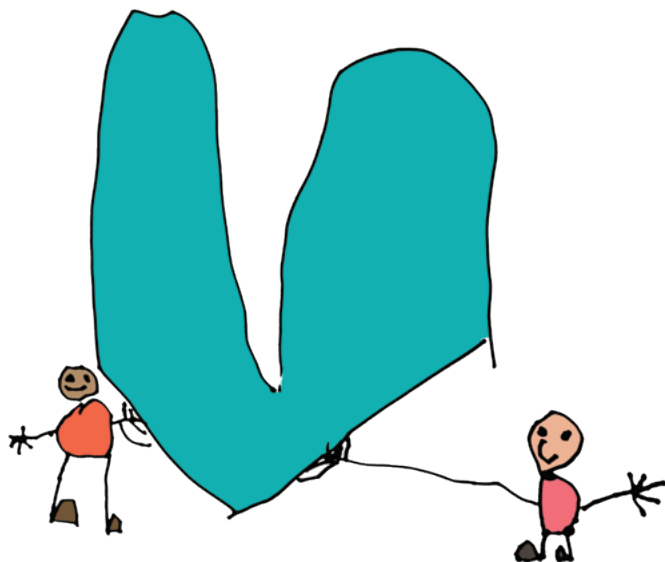
You'll find a few ideas here for each challenge, but don't forget that you're not bound to our list. There are literally hundreds more options that may be even better for your family. Use these pages as starter ideas and not as your final list.

Will I See the Same Books Over and Over?

No, not on this list! However, you can expect to see some of these books appear on the lists for more than one grade (so if you have a kindergartener and first-grader, some parts of the list will match) since books are often appropriate for more than one grade level.

Many books could easily fit into more than one category, but we only put each in one place on your list for your

812 BOOK SUGGESTIONS, CONT.



1. A BOOK ABOUT LOVE

Animally by Lynn Parrish Sutton
Love You Forever by Sheila McGraw
Somebody Loves You, Mr. Hatch by Eileen Spinelli
You Were Loved Before You Were Born by Eve Bunting and Karen Barbour
Love Is by Diane Adams
Franklin Says I Love You by Paulette Bourgeois
Click, Clack, Moo, I Love You! by Doreen Cronin
Little Critter: Just a Little Love by Mercer Mayer

2. A BOOK ABOUT THE WORLD

A Ticket Around the World by Natalia Diaz
Children Just Like Me by Anabel Kindersley (DK)
This Is the World by Miroslav Šašek
National Geographic Little Kids First Big Book of the World by Elizabeth Carney
Usborne My Very First Our World Book

Stories from Around the World by Heather Amery
This Is How We Do It by Matt Lamothe
The Berenstain Bears Around the World by Mike Berenstain
Me on the Map by Joan Sweeney

3. A BIOGRAPHY

Easy Reader Biographies from Scholastic
National Geographic Readers Bios
Step into Reading Biographies
Courageous People Who Changed the World by Heidi Pohlman
Ordinary People Who Changed the World series by Brad Meltzer
A Picture Book of... series by David A. Adler
George Washington's Teeth by Deborah Chandra
Our Abe Lincoln adapted by Jim Aylesworth

4. A CLASSIC PICTURE BOOK

Make Way for Ducklings by Robert McCloskey
Mike Mulligan and His Steam Shovel by Virginia Lee Burton
Where the Wild Things Are by Maurice Sendak
Caps for Sale by Esphyr Slobodkina
The Velveteen Rabbit by Margery Williams
The Little Engine That Could by Watty Piper
The Important Book by Margaret Wise Brown
The Poky Little Puppy by Janette Sebring Lowrey

5. A BOOK YOUR GRANDPARENT (OR OTHER RELATIVE) SAYS WAS HIS/HER FAVORITE AT YOUR AGE

Ask your grandparents or other relatives. Or, if that's not possible, ask your Facebook friends for a recommendation for your child.

812 BOOK SUGGESTIONS, CONT.



28. A BOOK WITH A GREAT COVER

Let your child choose. It will be interesting to see what he considers to be a great cover!

29. A BOOK ABOUT FOOD

Ice Cream Soup by Ann Ingalls

Nope. Never. Not for Me! by Samanta Cotterill

Christmas Cookie Day by Tara Knudson

Magic Ramen by Andrea Wang

Charlie the Ranch Dog: Where's the Bacon? by Ree Drummond

Monkey with a Tool Belt and the Maniac Muffins by Chris Monroe

Fox and Crow Are Not Friends by Melissa Wiley

Seven Loaves of Bread by Ferida Wolff

Mr. Putter & Tabby Bake the Cake by Cynthia Rylant

The Seven Silly Eaters by Mary Ann Hoberman

Bread and Jam for Frances by Russell Hoban

The Berenstain Bears and Too Much Junk Food by Stan and Jan Berenstain

D.W. the Picky Eater by Marc Brown

Chicken Soup with Rice by Maurice Sendak

Stone Soup by Heather Forest

Bon Appetit! by Jessie Hartland

Bee-Bim Bop! by Linda Sue Park

30. A BOOK ABOUT WEATHER

Trudy by Henry Cole

Under a Prairie Sky by Anne Laurel Carter

The Storm Whale by Benji Davies

Terrible Storm by Carol Otis Hurst

Red Sky at Night by Elly MacKay

The Rainstorm Brainstorm by Valerie Tripp

Henry and Mudge and the Wild Wind by Cynthia Rylant

Thunder Cake by Patricia Polacco

Mr. Putter & Tabby Hit the Slope by Cynthia Rylant

What Is a Thermometer? by Lisa Trumbauer

Snowflake Bentley by Jacqueline Briggs Martin

Come On, Rain! by Karen Hesse

Storm in the Night by Mary Stolz

Science and Craft Projects with Weather by Ruth Owen

Clouds, Rain, and Snow and Dean Galiano

Oh Say Can You Say What's the Weather Today? by Tish Rabe

The Magic School Bus Inside a Hurricane by Joanna Cole

The Rain Stomper by Addie Boswell

Franklin and the Thunderstorm by Paulette Bourgeois

31. A BOOK ABOUT AN ADVENTURE

Katie Woo: Every Day's an Adventure by Fran Manushkin

Utterly Otterly Day by Mary Casanova

A Fly Went By by Mike McClintock

The Bears on Hemlock Mountain by Alice Dalgliesh

Blueberries for Sal by Robert McCloskey

The Adventures of Benny and Watch series by Gertrude Chandler Warner and Daniel Mark Duffy

George Flies South by Simon James

Going West by Laura Ingalls Wilder

The Raft by Jim LaMarche