




TIMBERDOODLE



TIMBERDOODLE'S
CURRICULUM HANDBOOK

2020-2021 Nonreligious Edition



WE'RE SO GLAD YOU'RE HERE!

Congratulations on choosing to homeschool this year! Whether this is your first year as a teacher or your tenth, we're confident you'll find that there is very little that compares to watching your child's learning take off. In fact, teaching can be quite addictive, so be forewarned!

ON YOUR MARK, GET SET, GO!

Preparing for your first "school day" is very easy. Peruse this guide, look over the typical schedule, browse the introductions in your books, and you will be ready to go.



GET SUPPORT

Are you looking for a place to hang out online with like-minded homeschoolers? Do you wonder how someone else handled a particular science kit? Or do you wish you could encourage someone who is just getting started this year? Join one or more of our Facebook groups.

Timberdoodlers of all ages:

<https://www.facebook.com/groups/Timberdoodle/>

Timberdoodlers with 1st- to 4th-grade students:

www.facebook.com/groups/ElementaryTimberdoodle

Timberdoodlers using nonreligious kits:

<https://www.facebook.com/groups/SecularTimberdoodle>

SCHEDULE CUSTOMIZER

Your 2020-2021 Fourth-Grade Nonreligious Curriculum Kit includes access to our Schedule Customizer where you can not only adjust the school weeks but also tweak the checklist to include exactly what you want on your schedule. To get started, just click the link in your access email and visit the scheduling website!

www.TimberdoodleSchedules.com

If you ordered through a charter school or don't have that link for some other reason, just email schedules@Timberdoodle.com and we'll get that sorted out ASAP. (Including your order number will really speed that process up for you.)

WE WILL HELP

We would love to assist you if questions come up, so please don't hesitate to contact us with any questions, comments, or concerns. Whether you contact us by phone, email, or live online chat, you will get a real person who is eager to serve you and your family.

YOU WILL LOVE THIS!

This year, you and your student will learn more than you hoped while having a blast. Ready? Have an absolutely amazing year!

CONTENTS

INTRODUCTORY MATTERS

- 07** Meet Your Handbook
- 08** Tips & Tricks
- 12** Ask Your Fourth-Grader
- 14** Meet Your Online Scheduler
- 18** Annual Planner
- 19** What Is a Lesson?
- 22** Sample Weekly Checklists

THE READING CHALLENGE

- 24** Your Reading Challenge
- 28** Reading Challenge Charts
- 90** 549 Book Suggestions
- 110** Book Awards & Party

YOUR KIT'S COMPONENTS

- 34** Language Arts
- 40** Mathematics
- 43** Thinking Skills
- 47** History & Social Studies
- 52** Science
- 56** STEM Learning
- 59** Art
- 65** Learning Tools

ARTICLES

- 69** From Our Family to Yours
- 70** What Makes Games a Priority?
- 72** Why Emphasize Independent Learning?



- 74** 9 Reasons to Stop Schoolwork and Go Build Something!
- 76** What If This Is Too Hard?
- 78** 9 Tips for Homeschooling Gifted Children
- 80** Convergent & Divergent Thinking
- 82** Help! My Book Says "Common Core"!

ITEM-BASED RESOURCES

- 84** Mosdos Ruby Weekly Assignments

WHEN YOU'RE DONE HERE

- 112** Your Top 4 FAQ About Next Year
- 114** Doodle Dollar Reward Points



MEET YOUR HANDBOOK

WELCOME TO YOUR TEACHING TOOLBOX!

Simple Is Better

We really believe that, so your guide is as simple as we could make it.

1. The Planning

First up are all the details on planning your year, including your annual planner and sample weekly checklists, the absolute backbones of Timberdoodle's curriculum kits. More on those in a moment.

2. Reading Challenge

Next up is the reading challenge, complete with book ideas to give you a head start.

3. Item-by-Item Details

We include short bios of each item in your kit, ideal for refreshing your memory on why each is included or to show off exactly what your fourth-grader will be covering this year. This is where we've tucked in our tips or tricks to make this year more awesome for all of you.

4. Teacher Resources

In this section, you'll find our favorite articles and tidbits amassed in our more-than-30 years of homeschool experience.

5. Items with Special Instructions and Book Suggestions

This is where you'll find your week-by-week schedule for Mosdos.

6. Book Suggestions

Finally, we'll conclude with specific book ideas for your reading challenge this year.

All the Details Included

This Timberdoodle curriculum kit is available in two different standard levels: Complete or Elite. This allows you to choose the assortment best suited to your child's interest level, your family's schedule, and your budget. In this guide, you'll find an overview and any tips for each of the items included in the Elite Curriculum Kit. If you purchased a Complete kit, or if you customized your kit, you chose not to receive every item, so you'll only need to familiarize yourself with the ones which were included in your kit.

Don't Panic, You Didn't Order Too Much Stuff!

We know you. OK, maybe not you personally, but we have yet to meet a homeschooler who doesn't have other irons in the fire. From homesteading or running a business to swimming lessons or doctor's appointments, your weeks are not dull. As you unpack your box you may be asking yourself how you'll ever fit it all in.

We'll go in-depth on schedules momentarily, but for now, know that most of the items in your kit feature short lessons, not all of them should be done every day, and your checklist is going to make this incredibly manageable. Really!

MEET YOUR ONLINE SCHEDULER

GETTING THE MOST OUT OF YOUR PLANNERS

Use the Customizer

On the next pages, you'll find sample weekly checklists for the Complete and Elite kits. Before you photocopy 36 of them, though, take a moment to check out the custom online schedule builder that came free with your kit. You'll not only easily adjust the weeks, but you'll also tweak the checklist to include exactly what you want listed. Plus, you'll be able to print your weekly checklists directly from the schedule builder so you don't have to do that by photocopying! www.TimberdoodleSchedules.com

Activating Your Account

Before you can get started, you'll need your account activated for the online schedule builder. If you didn't get an activation email (perhaps you ordered through a charter school so we didn't have your email address), shoot us a quick email at schedules@Timberdoodle.com and we'll get that straightened out ASAP. Including your order number really speeds that process up, but our team is skilled at finding your activation info with whatever order data you have.

What's Your Dream Schedule?

Now that you're ready, you'll want to know two things:

1. How Many Weeks Do You Want to Do School?

A standard school year is 36 weeks + breaks. Some families prefer to expedite and complete the entire year in fewer weeks—a great option for those of you who'd like to get all this year's school done before baby arrives, for instance. Or perhaps your family, like ours, prefers to school year-round and keep that brain sharp.



2. What Breaks Do You Want?

Thanksgiving, Christmas, winter break, spring break... you could also add in weeks off that you're traveling, have guests, baby is coming, or...

Typically you'll be adding full-week breaks only, so unless you're traveling to Disneyland® for little Beulah's birthday, you don't need to add that to the calendar. For single-day breaks, you'll likely prefer to just shuffle the work to earlier/later in the same week and keep on task otherwise. If you're using a daily schedule (next page), though, you may find it worth your time to enter days off, as well.

Choosing Your Items

Now just pop that data into the online schedule and scroll down to see the items you might have in your kit. Unchecking the boxes for any items you don't have removes them from your list. You'll also see "Alternative Items" listed under each subject. This usually includes all of our most popular customizations for this grade so that you can simply check a box and switch the scheduler to an upper or lower level math, for instance.

Add Custom Courses

Your course list is limited only by your imagination. Perhaps your friend wrote you a custom curriculum you'd like to



include, your family makes up a band and you'd like to have practice on this list, or you need to list ballet since that's P.E. this year. At the very bottom of the page you'll find a place to add in just as many courses as you'd like. Just walk through the prompts on-screen to get it all set up.

Tweak It to Perfection

Do you have everything set? On the next screen you'll have some fun options.

Continued on the next page.

	CURRICULUM	LESSONS OR PAGES	= PER WEEK
Language Arts	Daily 6-Trait Writing	25 weeks	1 week's work
	Mosdos Literature Ruby	37 sub-sections	1 sub-section
	Spelling You See E	36 weeks	1 week's work
	First Language Lessons	85 lessons	2-3 lessons
Math	Math-U-See	30 lessons	a 7-worksheet lesson
	Extreme Dot-to-Dot: Farm Life	32 puzzles	1 puzzle
Thinking Skills	<p>SEE YOUR HANDBOOK FOR THE COMPLETE CHART</p>		
History & Social Studies			
Science			
STEM			
Art			
Etc.			

Language Arts	Daily 6-Trait Writing	1 week's work						
	Mosdos Literature Ruby	1 sub-section						
	Spelling You See	1 week's work						
	First Language Lessons	2-3 lessons						
Math	Math-U-See	a 7-worksheet lesson						
	Extreme Dot-to-Dot: Farm Life	1 puzzle						
Thinking Skills	<h1>SEE YOUR HANDBOOK FOR THE COMPLETE CHART</h1>							
History & Social Studies								
Science								
STEM								
Art								



THE READING CHALLENGE

BASED ON THE READING CHALLENGE FOR KIDS FROM REDEEMEDREADER.COM

The Reading Challenge for Kids will get you and your child reading a broader variety of books this year and perhaps discovering new favorites. This reading challenge is heavily adapted by us and used with permission from the fine folks at RedeemedReader.com. Check out their website for more information about this reading challenge and for great book reviews and book suggestions for your kids.

Reading Solo and Together

At this grade level, it is likely that most of these books are titles he will read independently. However, we highly recommend keeping a read-aloud time, too, as long as it's possible. Many sources recommend that parents continue reading to their children well past the time their children become accomplished readers, and we agree!

THE LIGHT READER

The Challenge	The Book You Chose	Date Completed
1. An inspirational book		
2. A book about the world		
3. A biography		
4. A classic novel/story		
5. A book your grandparent (or other relative) says was his/her favorite at your age		
6. A book about ancient history		
7. A book about something that makes you happy		
8. A book based on a true story		
9. A book that someone at least twice your age recommends		
10. A book more than 100 years old		
11. A book about families		
12. A book about relationships or friendship		
13. A book featuring someone of a different ethnicity than you		



MATH-U-SEE

Basic math is a critical skill for your child to master, whether he grows up to be a carpenter, doctor, accountant, or farmer. But all too often, math programs rely on memorization instead of comprehension, leaving the student at a disadvantage.

That's not going to happen to your child! The real-world math problems posed in Math-U-See (combined with the hands-on manipulatives) create an unbeatable math program.

With simple, uncluttered pages, Math-U-See is mastery-oriented, clear, to the point, and effective. In Math-U-See, new ideas are introduced step by step in a logical order, while concepts that have been mastered are reviewed periodically.

Math-U-See's teacher guide and supplemental DVD will teach more than just how to solve a math problem. They will also show why the problem is solved in this manner and when to apply the concept. On the DVDs, each lesson is demonstrated with kind-hearted enthusiasm. DVDs can be played on a DVD player or computer; however, Windows 10 users will need to download a separate video player.

MATH-U-SEE

COMPLETE ~ ELITE

While Math-U-See still requires a fair amount of parental involvement, by this grade your child will be able to work more independently. The instruction manual can be read by your child and, of course, he will want to watch the DVD presentation before beginning each lesson. The instruction manuals also include complete answers with step-by-step solutions for all the exercises and tests, and there is extra instruction for the enrichment problems.

Math-U-See is laid out with step-by-step procedures for introducing, practicing, mastering, and reviewing concepts. How do you know when your child has "mastered" a math concept? Not just when he gets the answers right, but when he can teach the concept back, especially if he is able to do so with a word problem. Math-U-See will show you how.

You will want to decide as you start the year whether your student will be completing the optional "Application and Enrichment" section of each lesson—sometimes considered the honors portion. If these challenges overwhelm your student, you should skip them or offer generous assistance. Otherwise, embrace them for the opportunity to help him learn more skills and train his brain to think logically.

It's worth mentioning that there are other reasons your child may not need to complete every one of these pages. At the risk of oversimplifying, the practice worksheets (A, B, C) are to be used with the manipulatives until your child reaches an "aha!" moment and grasps the lesson. He may then move to the review pages (D, E, F) and should at least complete worksheet D in its entirety. If he's breezing through the pages, you have several great options. One would be to have

him complete every other problem, or he could skip E or F or both. (You do want to be sure he's not rusty on any of those problems before skipping, though—many students will do best completing all or most of the D, E and F worksheets.) Worksheet G is the application/enrichment/extra-credit page. It's okay to skip but valuable to complete.


Scheduling

You have 30 lessons to complete, so we suggest planning on 1 lesson a week, including the DVD as well as the textbook/workbook portions and any relevant tests. However, as Mr. Demme points out, some lessons will take you longer than others to achieve mastery. If you find yourself "stuck" on a lesson, feel free to allow it to take you an extra week. Just don't do that more than six times this year!



EXTREME DOT-TO-DOT

COMPLETE → ELITE



Kick-start your student's mental focus with the amazing Extreme Dot-to-Dot: Farm Life. Unlike conventional dot-to-dot puzzles that reveal too much of the picture and ruin the mystery, Extreme Dot-to-Dot: Farm Life puzzles are intricate and so challenging that when your student looks at a page, he will have no idea what the end result will be.

Mapping and concentration are just two of the educational benefits to solving these dot-to-dot puzzles. Both your student's left brain and right brain will be exercised as he works to complete puzzles containing 400 to over 1,400 dots. Some puzzles even cover a two-page spread, definitely not for the faint-hearted.

Enter the noisy world of the barnyard with Extreme Dot-to-Dot: Farm Life, which includes 32 puzzles of interesting farm creatures and scenes, such as pigs in the mud, a blue-ribbon cow, and 30 others!

Scheduling

With 32 puzzles in all, completing 1 a week will set a perfect pace.

MOSDOS RUBY WEEKLY ASSIGNMENTS

A SAMPLE DETAILED SCHEDULE

Here's one way to break down your assignments to flow easily through a 36-week schedule.

The page numbers refer to the current student reader as of this printing.

You'll notice that some weeks have more titles assigned than others. We've taken into account the number of corresponding workbook pages and the length of the readings to come up with these weekly assignments, but you should always feel free to rearrange in whatever fashion works for you. The surrounding content (e.g. introductory

matter or sidebars) varies too, and your mathematically inclined student will quickly notice that no two weeks have identical page counts. Remind him that this is a good time to learn how to be flexible and persistent. After all, he may even find that the longer stories end up being his favorites!

Please note that you only need to complete as many of the corresponding activity pages and assignments as you determine to be appropriate for your reader. Our family would have chosen to answer the Studying the Selection questions in the readers orally rather than in writing. We would also likely skip the writing assignments since you'll be covering writing systematically with Daily 6-Trait Writing.



SUGGESTED WEEK-BY-WEEK PLAN

UNIT 1

The Things That Matter

WEEK 1

Lesson in Literature... What Is a Story? — page 2

Leah's Pony — page 4

The Way — page 16

Jill's Journal: On Assignment from the Dirty Thirties — page 18

Activity pages and assignments.



549 BOOK SUGGESTIONS

So you love the idea of the reading challenge, but you'd like a boost to get you started? You've come to the right place!

Customize This!

You'll find a few ideas here for each challenge, but don't forget that you're not bound to our list. There are literally hundreds more options that may be even better for your family. Use these pages as starter ideas and not as your final list.

Will I See the Same Books Over and Over?

No, not on this list! However, you can expect to see some of these books appear on the lists for more than one grade (so if you have a third-grader and a fourth-grader, some parts of the list will match), since books are often appropriate for more than one grade level.

Many books could easily fit into more than one category, but we only put each in one place on your list for your

549 BOOK SUGGESTIONS, CONT.

1. AN INSPIRATIONAL BOOK

The Children's Book of Virtues by William J. Bennett
The Children's Book of Heroes by William J. Bennett
Chicken Soup for the Kid's Soul by Jack Canfield
Real Kids, Real Stories, Real Change by Garth Sundem

2. A BOOK ABOUT THE WORLD

This Is the World by Miroslav Šašek
DK Pocket Genius: Earth
DK Eyewitness: Wonders of the World
If the World Were a Village by David J. Smith
DK Where on Earth? Atlas
The Usborne Encyclopedia of Planet Earth



3. A BIOGRAPHY

Harriet Tubman: Conductor on the Underground Railroad by Ann Petry
Who Was? series
Freedom Train by Dorothy Sterling
I, Galileo by Bonnie Christensen
To Fly: The Story of the Wright Brothers by Wendie Old
Meet George Washington by Joan Heilbroner
Meet Thomas Jefferson by Marvin Barrett
Meet Abraham Lincoln by Barbara Cary

4. A CLASSIC NOVEL/STORY

Little House series by Laura Ingalls Wilder
The Jungle Book by Rudyard Kipling
Betsy-Tacy series by Maud Hart Lovelace
The Wind in the Willows by Kenneth Grahame
The Swiss Family Robinson by Johann David Wyss
The Voyages of Doctor Dolittle by Hugh Lofting
The Chronicles of Narnia by C.S. Lewis

5. A BOOK YOUR GRANDPARENT (OR OTHER RELATIVE) SAYS WAS HIS/HER FAVORITE AT YOUR AGE

Ask your grandparents or relatives. Or, if that's not possible, ask your Facebook friends for a recommendation for your child.

6. A BOOK ABOUT ANCIENT HISTORY

The Story of the World: Ancient Times by Susan Wise Bauer
Who Was King Tut? by Roberta Edwards
Where Is Stonehenge? by True Kelley
Where Are the Great Pyramids? by Dorothy and Thomas Hoobler

Shakespeare's Stories for Young Readers by E. Nesbit
The Shakespeare Stealer by Gary Blackwood
DK Eyewitness: Shakespeare
Tales from Shakespeare by Marcia Williams

33. A FUNNY BOOK

Hank the Cowdog series by John R. Erickson
Pippi Longstocking by Astrid Lindgren
Mr. Popper's Penguins by Richard and Florence Atwater
Mrs. Piggle-Wiggle series by Betty MacDonald
Knock-Knock Jokes for Kids by Rob Elliott

34. A MYSTERY OR DETECTIVE STORY


The Boxcar Children series by Gertrude Chandler Warner
The Happy Hollisters series by Jerry West
The Bobbsey Twins series by Laura Lee Hope
Trixie Belden series by Julie Campbell or Kathryn Kenny
Sherlock Jones series by Ed Dunlop
Nancy Drew series by Carolyn Keene
The Hardy Boys series by Franklin W. Dixon
The Crime-Solving Cousins series by Shannon L. Brown

35. A PICTURE BOOK

Choose one of your favorite picture books to re-read, or choose one you've never read before that appeals to you.

36. A BOOK BY OR ABOUT A FAMOUS AMERICAN

Rutherford B., Who Was He?: Poems About Our Presidents by Marilyn Singer
Our Country's Presidents by Ann Bausum
Childhood of Famous Americans series
Mr. Revere and I by Robert Lawson
Ben and Me by Robert Lawson
DK Eyewitness: First Ladies
Dk Eyewitness: Presidents



37. A BOOK ABOUT WESTWARD EXPANSION

Sacagawea's Strength by Stacia Deutsch and Rhody Cohon
The Secret Valley by Clyde Robert Bulla
The Quilt Walk by Sandra Dallas
The Sign of the Beaver by Elizabeth George Speare
Bound for Oregon by Jean Van Leeuwen
Only the Names Remain by Alex W. Bealer
Caddie Woodlawn by Carol Ryrie Brink
Tucket's Travels by Gary Paulsen
Tree of Freedom by Rebecca Caudill
If You Were a Kid on the Oregon Trail by Josh Gregory

38. A BOOK ABOUT 20TH-CENTURY HISTORY

A Place to Land by Barry Wittenstein
The Whispering Town by Jennifer Elvgren
Red Berries, White Clouds, Blue Sky by Sandra Dallas
24-Hour History set
The Titanic: Lost and Found by Judy Donnelly
Dorothea's Eyes by Barb Rosenstock
What Was the Holocaust? by Gail Herman
What Was D-Day? by Patricia Brennan Demuth
What Was Pearl Harbor? by Patricia Brennan Demuth
What Was the March on Washington? by Kathleen Krull
King's Courage by Stacia Deutsch and Rhody Cohon